
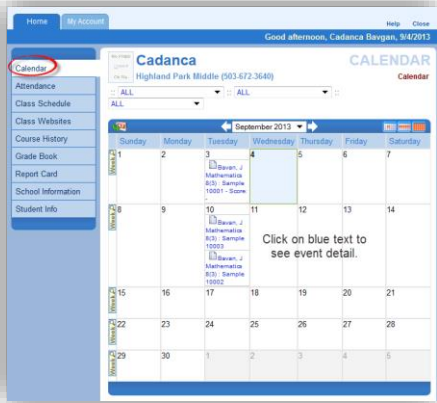
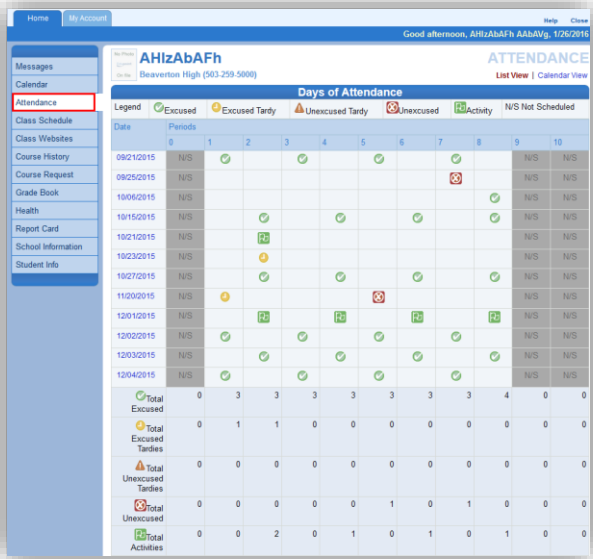
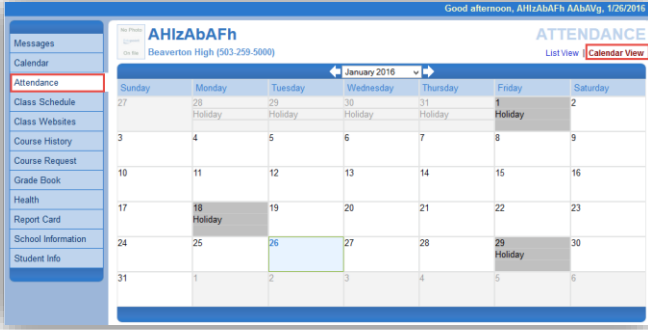
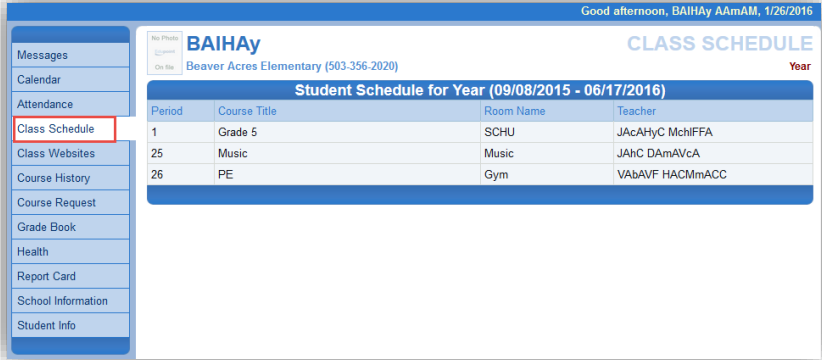
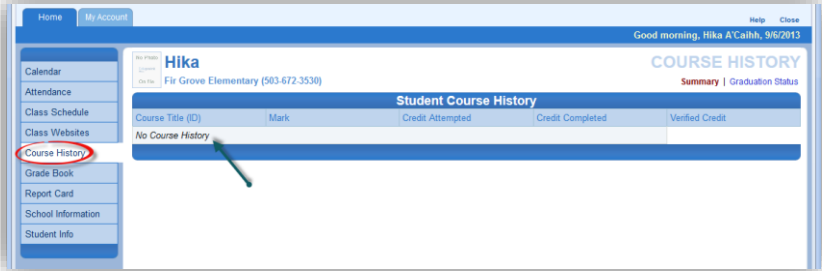
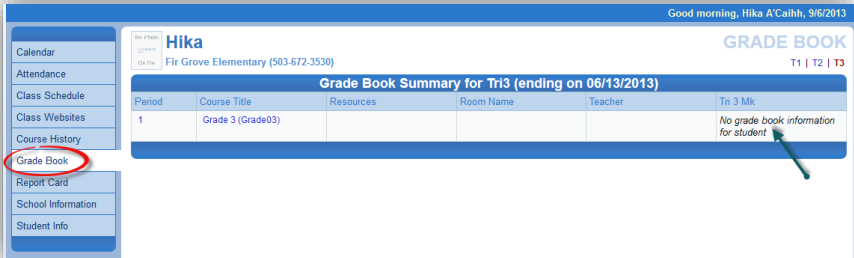
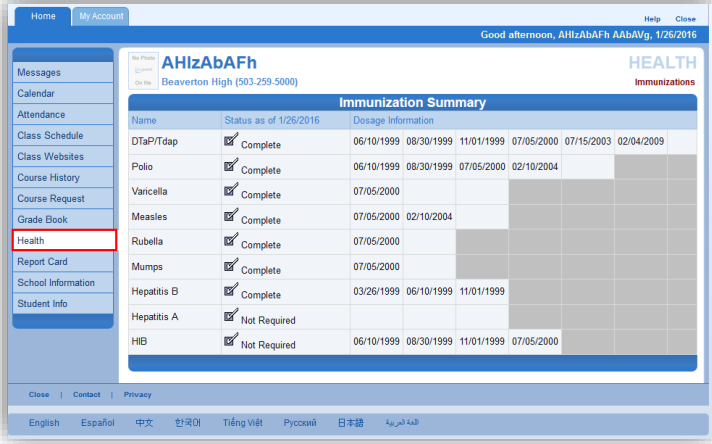
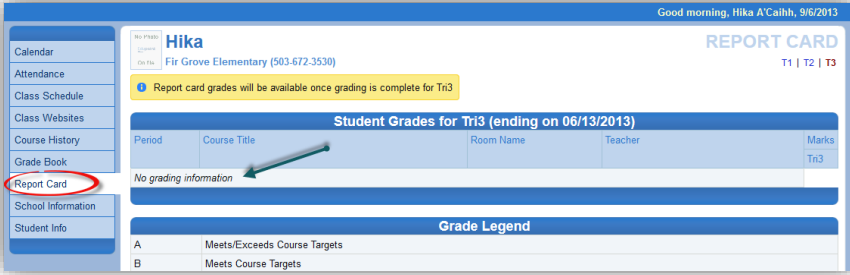
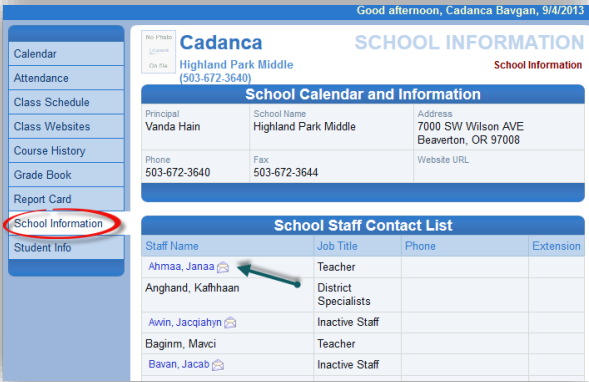




Frequently Asked Question	Answer
What is ParentVUE?	<p>ParentVue is a web portal that allows parents and guardians to access real-time information related to their children’s academic information. Parents/guardians can view their student’s calendars, attendance, report card, school information, emergency contacts and immunizations.</p> 
Where can I find the link to ParentVUE?	<p>A link is available which can be found on the BSD District Website – under Parents & Students. https://ParentVUE.beaverton.k12.or.us</p>
How do I get a username and password to login to ParentVUE?	<p>You must have the Activation Key that is supplied to you from your child’s school. You must go into the office with a photo ID to receive this key. You will then be able to set up your own username and password.</p>
What are the system requirements to use ParentVue?	<p>ParentVue can be accessed via any web browser and works best on a high-speed connection.</p>
In which languages can I view ParentVUE?	<p>ParentVUE is currently available in English, Spanish, Chinese, Korean, Vietnamese, Russian, Japanese and Arabic.</p>
What info can I get from the Calendar?	<p>Calendar displays the important details of your child’s school day. It shows two types of information: District or school events and Grade Book Assignments.</p> 

Frequently Asked Question	Answer
<p>How do I see my child's Attendance Record?</p>	<ul style="list-style-type: none"> By clicking on Attendance on the left hand navigation, you can view your child's attendance in two ways: List View and Calendar View. <ul style="list-style-type: none"> List View displays all the days your student was marked absent or tardy, along with the reason and notes associated with each entry. Totals display at the bottom of the list.  <ul style="list-style-type: none"> Calendar View displays absences in the date they occurred. This is handy to view a specific period of time.  <ul style="list-style-type: none"> Within these screens you can click on an absence reason to view the details. In some cases you may see a date student was absent with no reason code. This may happen in a few situations such as student switching classes or a change in absent reason. Parents can check the Auto Notify Attendance box to receive email notifications when a student is tardy or misses a class. Parents can also enter additional email addresses (such as work email) for absence notifications.

Frequently Asked Question	Answer
<p>Why isn't there more info on the Class Schedule screen?</p>	<p>The Student Schedule at the elementary level comprises of Homeroom, Music and PE classes.</p> 
<p>Why does Course History show "No Course History"?</p>	<p>Course History is not available at the elementary level.</p> 
<p>Why is there limited information in Class Websites?</p>	<p>Class Websites are not often used at the elementary level.</p>
<p>Why is there no grade book information for my student?</p>	<p>Grade Book information is not currently available at the elementary level.</p> 

Frequently Asked Question	Answer																																																																																
<p>Can I view my child's immunization records?</p>	<p>Yes. The Health tab displays Immunization Summary for your child.</p>  <table border="1" data-bbox="695 474 1268 751"> <caption>Immunization Summary</caption> <thead> <tr> <th>Name</th> <th>Status as of 1/26/2016</th> <th colspan="6">Dosage Information</th> </tr> </thead> <tbody> <tr> <td>DTaP/Tdap</td> <td>Complete</td> <td>06/10/1999</td> <td>08/30/1999</td> <td>11/01/1999</td> <td>07/05/2000</td> <td>07/15/2003</td> <td>02/04/2009</td> </tr> <tr> <td>Polio</td> <td>Complete</td> <td>06/10/1999</td> <td>08/30/1999</td> <td>07/05/2000</td> <td>02/10/2004</td> <td></td> <td></td> </tr> <tr> <td>Varicella</td> <td>Complete</td> <td>07/05/2000</td> <td></td> <td></td> <td></td> <td></td> <td></td> </tr> <tr> <td>Measles</td> <td>Complete</td> <td>07/05/2000</td> <td>02/10/2004</td> <td></td> <td></td> <td></td> <td></td> </tr> <tr> <td>Rubella</td> <td>Complete</td> <td>07/05/2000</td> <td></td> <td></td> <td></td> <td></td> <td></td> </tr> <tr> <td>Mumps</td> <td>Complete</td> <td>07/05/2000</td> <td></td> <td></td> <td></td> <td></td> <td></td> </tr> <tr> <td>Hepatitis B</td> <td>Complete</td> <td>03/26/1999</td> <td>06/10/1999</td> <td>11/01/1999</td> <td></td> <td></td> <td></td> </tr> <tr> <td>Hepatitis A</td> <td>Not Required</td> <td></td> <td></td> <td></td> <td></td> <td></td> <td></td> </tr> <tr> <td>HIB</td> <td>Not Required</td> <td>06/10/1999</td> <td>08/30/1999</td> <td>11/01/1999</td> <td>07/05/2000</td> <td></td> <td></td> </tr> </tbody> </table>	Name	Status as of 1/26/2016	Dosage Information						DTaP/Tdap	Complete	06/10/1999	08/30/1999	11/01/1999	07/05/2000	07/15/2003	02/04/2009	Polio	Complete	06/10/1999	08/30/1999	07/05/2000	02/10/2004			Varicella	Complete	07/05/2000						Measles	Complete	07/05/2000	02/10/2004					Rubella	Complete	07/05/2000						Mumps	Complete	07/05/2000						Hepatitis B	Complete	03/26/1999	06/10/1999	11/01/1999				Hepatitis A	Not Required							HIB	Not Required	06/10/1999	08/30/1999	11/01/1999	07/05/2000		
Name	Status as of 1/26/2016	Dosage Information																																																																															
DTaP/Tdap	Complete	06/10/1999	08/30/1999	11/01/1999	07/05/2000	07/15/2003	02/04/2009																																																																										
Polio	Complete	06/10/1999	08/30/1999	07/05/2000	02/10/2004																																																																												
Varicella	Complete	07/05/2000																																																																															
Measles	Complete	07/05/2000	02/10/2004																																																																														
Rubella	Complete	07/05/2000																																																																															
Mumps	Complete	07/05/2000																																																																															
Hepatitis B	Complete	03/26/1999	06/10/1999	11/01/1999																																																																													
Hepatitis A	Not Required																																																																																
HIB	Not Required	06/10/1999	08/30/1999	11/01/1999	07/05/2000																																																																												
<p>Can I get my child's Report Card through ParentVUE?</p>	<p>Elementary level report cards become available on a current school year basis after the end of a grading trimester.</p>  <table border="1" data-bbox="639 1108 1338 1171"> <caption>Student Grades for Tr13 (ending on 06/13/2013)</caption> <thead> <tr> <th>Period</th> <th>Course Title</th> <th>Room Name</th> <th>Teacher</th> <th>Marks</th> </tr> </thead> <tbody> <tr> <td colspan="5">No grading information</td> </tr> </tbody> </table> <table border="1" data-bbox="639 1213 1338 1272"> <caption>Grade Legend</caption> <tbody> <tr> <td>A</td> <td>Meets/Exceeds Course Targets</td> </tr> <tr> <td>B</td> <td>Meets Course Targets</td> </tr> </tbody> </table>	Period	Course Title	Room Name	Teacher	Marks	No grading information					A	Meets/Exceeds Course Targets	B	Meets Course Targets																																																																		
Period	Course Title	Room Name	Teacher	Marks																																																																													
No grading information																																																																																	
A	Meets/Exceeds Course Targets																																																																																
B	Meets Course Targets																																																																																
<p>Can I email my child's teachers from ParentVUE?</p>	<p>Yes. The School Information screen is a handy school directory that has an email icon next to teacher names.</p>  <table border="1" data-bbox="776 1535 1219 1650"> <caption>School Calendar and Information</caption> <thead> <tr> <th>Principal</th> <th>School Name</th> <th>Address</th> </tr> </thead> <tbody> <tr> <td>Vanda Hain</td> <td>Highland Park Middle</td> <td>7000 SW Wilson AVE Beaverton, OR 97008</td> </tr> <tr> <td>Phone: 503-672-3640</td> <td>Fax: 503-672-3644</td> <td>Website URL</td> </tr> </tbody> </table> <table border="1" data-bbox="776 1661 1219 1829"> <caption>School Staff Contact List</caption> <thead> <tr> <th>Staff Name</th> <th>Job Title</th> <th>Phone</th> <th>Extension</th> </tr> </thead> <tbody> <tr> <td>Ahmaa, Janaa</td> <td>Teacher</td> <td></td> <td></td> </tr> <tr> <td>Anghand, Kafhaan</td> <td>District Specialists</td> <td></td> <td></td> </tr> <tr> <td>Awin, Jacqiahyn</td> <td>Inactive Staff</td> <td></td> <td></td> </tr> <tr> <td>Baginn, Mavci</td> <td>Teacher</td> <td></td> <td></td> </tr> <tr> <td>Bavan, Jacob</td> <td>Inactive Staff</td> <td></td> <td></td> </tr> </tbody> </table>	Principal	School Name	Address	Vanda Hain	Highland Park Middle	7000 SW Wilson AVE Beaverton, OR 97008	Phone: 503-672-3640	Fax: 503-672-3644	Website URL	Staff Name	Job Title	Phone	Extension	Ahmaa, Janaa	Teacher			Anghand, Kafhaan	District Specialists			Awin, Jacqiahyn	Inactive Staff			Baginn, Mavci	Teacher			Bavan, Jacob	Inactive Staff																																																	
Principal	School Name	Address																																																																															
Vanda Hain	Highland Park Middle	7000 SW Wilson AVE Beaverton, OR 97008																																																																															
Phone: 503-672-3640	Fax: 503-672-3644	Website URL																																																																															
Staff Name	Job Title	Phone	Extension																																																																														
Ahmaa, Janaa	Teacher																																																																																
Anghand, Kafhaan	District Specialists																																																																																
Awin, Jacqiahyn	Inactive Staff																																																																																
Baginn, Mavci	Teacher																																																																																
Bavan, Jacob	Inactive Staff																																																																																

Frequently Asked Question	Answer
<p>What is on the Student Info screen?</p>	<p>The Student Info screen shows your child's demographic information, emergency contacts, and physician info.</p> 
<p>Can someone else gain access to my child's information?</p>	<ul style="list-style-type: none"> No. Each parent is assigned a unique Activation Key. This gives only you access to your child(ren)'s information. Using this key, you will create a unique username and password. Please ensure that you protect your username and password. Please remember to click on the Close button in the upper right corner of your window when you are finished with ParentVUE. This will log you off from the system. Close your browser for added security.
<p>What if I need technical support?</p>	<p>If you have username or password questions, please contact the registrar or building secretary at your student's school. Unfortunately, we are not able to provide connection assistance on home computers.</p>
<p>What do I do if I forget my password?</p>	<p>On the Login screen, click on Forgot your password? Click here. Enter the email address that you have on file at your child's school. An email with instructions to reset your password will be sent to you.</p> 
<p>Can I access ParentVUE on my phone?</p>	<ul style="list-style-type: none"> Yes. Download the ParentVUE app and login through there. Some ParentVUE features may not be available in the mobile app such as Course History and Course Request. Download the ParentVUE app from the iTunes Store. <ul style="list-style-type: none"> https://itunes.apple.com/us/app/parentvue/id412054615 Compatible with iPhone and iPad. ParentVUE requires iOS 8.1 or later. Download the ParentVUE Android app from Google Play. <ul style="list-style-type: none"> https://play.google.com/store/apps/details?id=com.FreeLance.ParentVUE Compatible with phones and tablets running Android 2.3.3 or later. You will be prompted to input the District URL for mobile app: https://parentvue.beaverton.k12.or.us