

FROM THE PRINCIPAL

Dear Parents and Community Members,

We are committed to regular communication with parents and the community about our school. Toward that goal, here is our school report card, produced by the Oregon Department of Education.

In the 2012-2013 school year, our school received an Overall State Rating of Level 3. This means the achievement and growth on standards-based tests of our students are below average.

Please turn the page to see how our students are doing on tests, programs and experiences available to our students, and student survey data. To see the strategies we are implementing this year to improve student achievement, please review our school

improvement plan posted on our website.

You can help us help your child on the path to graduating with many options for post high school learning by having high expectations for your student, providing a home that is conducive to learning, and ensuring your child is at school every day ready to learn.

Thank you for your support and involvement in our students' success.

Thank you,

Principal | Joann Hulquist

SCHOOL PROFILE

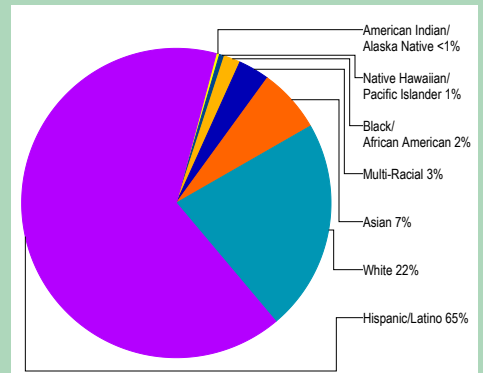
Enrollment 2012-13	582
K-3	381
4-5	201
Change from previous year	+1.0%
Students attending 90% or more of enrolled days	89%
.....	
Average elementary class size	27.0
Change from previous year	+3.3

Note: a "*" is displayed when the data must be suppressed to protect student confidentiality.

Select Demographics 2012-13

English Learners	68%
<i>Students who have ever been eligible for or participated in a program to acquire academic English.</i>	
Economically disadvantaged	85%
Students with disabilities	16%
.....	
Number of different languages spoken:	15

STUDENTS

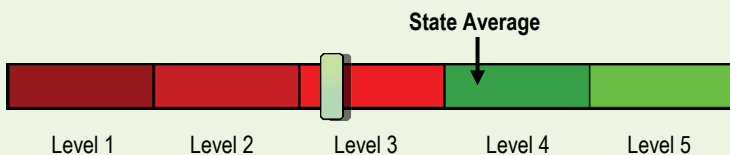


OVERALL STATE RATING

HOW ARE STUDENTS AT THIS SCHOOL PERFORMING COMPARED TO THOSE AT OTHER SCHOOLS?

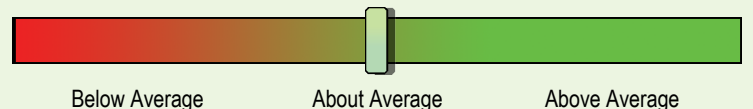
The overall state rating is intended to summarize this school's particular successes and challenges. It is based on a combination of up to five factors. Three of these factors come from standardized test scores in reading and math: student achievement, student growth, and the growth of underserved subgroups. Please be aware that this rating is based mainly on high-stakes testing and accordingly, represents a limited view of student performance. Other aspects of this report card are designed to put this rating in the proper context.

Compared to all schools statewide in 2012-13, this school is rated as Level 3.



- Level 1** = Falls into the bottom 5% of schools
- Level 2** = Falls between 5% and 15% of schools
- Level 3** = Falls between 15% and 44% of schools
- Level 4** = Falls between 44% and 90% of schools
- Level 5** = Falls into the top 10% of schools

Compared to elementary schools with similar student demographics in 2012-13, this school's rating is about average.



- Below average** = Falls into the bottom third of comparison schools
- About average** = Falls into the middle third of comparison schools
- Above average** = Falls into the top third of comparison schools

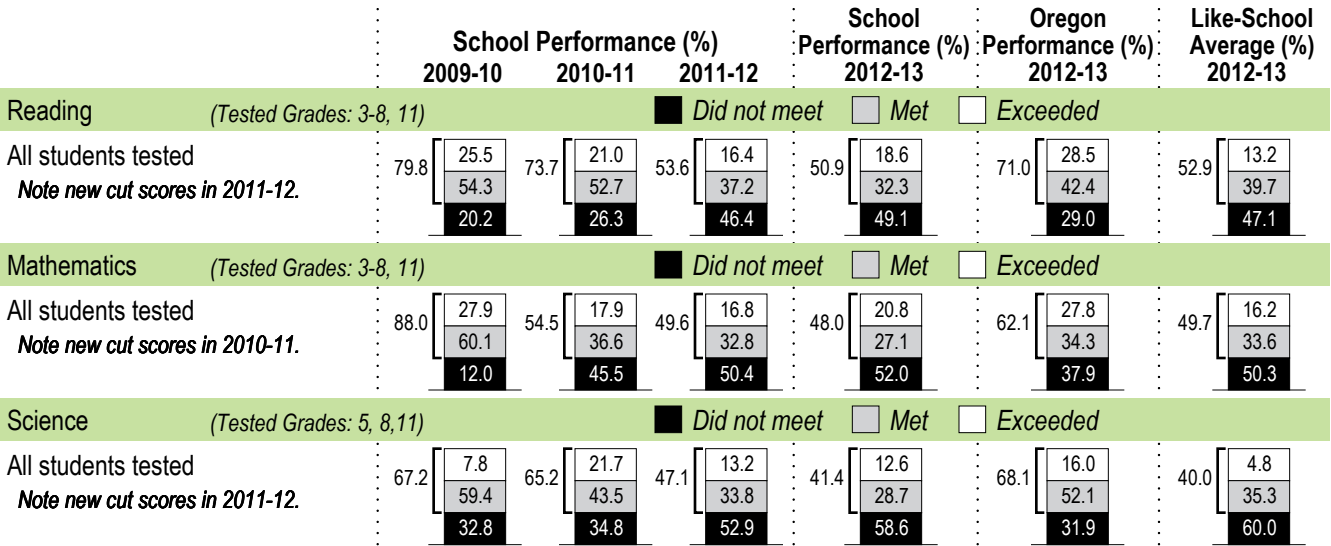
PROGRESS ARE STUDENTS MAKING ADEQUATE GAINS OVER TIME?

SCHOOL PERFORMANCE

Students meeting or exceeding state standards on exams

Did at least 95% of the students at this school take required state exams? Yes No

Participation rate criteria are in place to ensure schools test as many eligible students as possible



Visit www.ode.state.or.us/go/data for additional state exam results.

Note: a "*" is displayed when data are unavailable or to protect student confidentiality.

OUTCOMES FOR KEY STUDENT GROUPS AT THIS SCHOOL COMPARED TO THE SAME GROUPS STATEWIDE

STUDENT GROUP OUTCOMES

	School Performance (%)	Oregon Performance (%)	School Compared to OR Average		School Performance (%)	Oregon Performance (%)	School Compared to OR Average		School Performance (%)	Oregon Performance (%)	School Compared to OR Average
All Students				American Indian/Alaska Native				Native Hawaiian/Pacific Islander			
Reading	50.9	71.0	-20.1	Reading	*	57.4	*	Reading	*	59.1	*
Mathematics	48.0	62.1	-14.1	Mathematics	*	47.3	*	Mathematics	*	46.5	*
Science	41.4	68.1	-26.7	Science	*	53.2	*	Science	*	49.4	*
Economically Disadvantaged				Asian				White			
Reading	44.5	60.2	-15.7	Reading	41.2	79.5	-38.3	Reading	81.7	77.7	+4.0
Mathematics	42.4	50.3	-7.9	Mathematics	58.8	79.7	-20.9	Mathematics	76.7	68.0	+8.7
Science	35.6	55.5	-19.9	Science	<5	74.9	*	Science	65.0	76.5	-11.5
English Learners				Black/African American				Female			
Reading	39.6	46.5	-6.9	Reading	*	55.2	*	Reading	53.5	73.2	-19.7
Mathematics	38.0	43.3	-5.3	Mathematics	*	42.5	*	Mathematics	48.1	61.5	-13.4
Science	29.3	39.6	-10.3	Science	*	47.9	*	Science	46.5	65.9	-19.4
Students with Disabilities				Hispanic/Latino				Male			
Reading	19.6	43.0	-23.4	Reading	40.7	52.1	-11.4	Reading	48.6	68.8	-20.2
Mathematics	21.7	33.7	-12.0	Mathematics	37.3	45.2	-7.9	Mathematics	47.9	62.7	-14.8
Science	7.1	42.9	-35.8	Science	36.5	45.3	-8.8	Science	36.4	70.3	-33.9
Talented and Gifted				Multi-Racial							
Reading	>95	98.5	*	Reading	83.3	76.0	+7.3				
Mathematics	>95	98.1	*	Mathematics	66.7	65.8	+0.9				
Science	*	98.0	*	Science	*	73.5	*				

Note: a "*" is displayed when data are unavailable or to protect student confidentiality.



William Walker Elementary School

11940 SW Lynnfield Ln
Portland, OR 97225-4555, (503) 672-3605
http://www.beaverton.k12.or.us/wm_walker/

DISTRICT Beaverton SD 48J
SUPERINTENDENT Jeff Rose
PRINCIPAL Joann Hulquist
GRADES SERVED K-5

For more report card measures
including detailed demographic
information visit
www.ode.state.or.us/go/SchoolRC

CURRICULUM & LEARNING ENVIRONMENT WHAT IS THIS SCHOOL DOING TO IMPROVE STUDENT LEARNING AND TO PREPARE STUDENTS FOR THE FUTURE?

SCHOOL READINESS

4th and 5th graders reporting:	>being bullied at or on the way to or from school: N/A%
>feeling safe, welcomed and accepted at school: N/A%	>setting goals for their learning: N/A%
>at least one adult at school really cares about them: N/A%	

ACADEMIC SUPPORT

ELL program, special education services, Talented and Gifted program,
Anti-bullying curriculum,
Positive Behavior Intervention and Support,
Intervention teacher, Education Plan and Profile

ACADEMIC ENRICHMENT

Music, Art Literacy
Arts4Learning
After school program

EXTRACURRICULAR ACTIVITIES

See school website for activities available to students.

Data and information in the Curriculum and Learning Environment section was provided by local schools and districts and was not verified by the Oregon Department of Education.